



1st Edition

App User Guide

(23 June 2022)

Copyright Information

©2021 Marshall Cavendish Education Pte Ltd. All Rights Reserved.

All rights reserved. No parts of this work may be reproduced in any form or by any mean – graphic, electronic, or mechanical, including photocopying, recording, taping, or information storage and retrieval systems – without the written permission of the publisher.

Products that are referred to in this document may be either trademarks and/or registered trademarks of the respective owners. The publisher and the author make no claim to these trademarks.

While every precaution has been taken in the preparation of this document, the publisher and the author assume no responsibility for errors or omissions, or for damages resulting from the use of information contained in this document or from the use of programs and source code that may accompany it. In no event shall the publisher and the author be liable for any loss of profit or any other commercial damage caused or alleged to have been caused directly or indirectly by this document.

About Marshall Cavendish Education

Marshall Cavendish Education (MCE) is a global education solutions provider dedicated to nurturing the joy of learning and preparing students for the future. We believe the best way to do so is by simplifying learning and listening to the needs of schools, teachers, students, and parents.

We make our world-class educational content more accessible through a seamless experience that integrates both print and digital resources. We provide holistic and end-to-end solutions customised to the school's requirements, with professional development to help educators implement the curriculum.

MCE has worked with ministries, policymakers, educators, and parents in over 85 countries, designing education solutions in 14 languages for Pre-K to 12. We are the only Asian publisher that has been an endorsement partner of Cambridge Assessment International Education since 2019.

Table of Contents

COPYRIGHT INFORMATION	1
ABOUT MARSHALL CAVENDISH EDUCATION	2
INTRODUCTION.....	5
SUPPORTED OPERATING SYSTEMS.....	5
MICROSOFT WINDOWS	5
MAC OS.....	5
ANDROID	5
IOS	5
HELPDESK	5
EBOOK ACCESS INSTRUCTIONAL GUIDE.....	6
STEP 1.....	6
STEP 2.....	6
MCE CAMBRIDGE FEATURES.....	7
OVERVIEW	7
(A) EBOOK-SHELF	8
(B) TAP TO DOWNLOAD.....	8
(C) TAP TO UPDATE	8
(D) DOWNLOADING EBOOK.....	8
(E) DELETE EBOOK/S	8
(F) MARKER RECOGNITION / WATCH	8
(G) USER PROFILE.....	8
<i>Change Password.....</i>	<i>8</i>
<i>Back Up & Restoration</i>	<i>8</i>
(H) LOGOUT	8
EBOOK FEATURES	9
OVERVIEW	9
(A) SEARCH BOX	10
(B) ANSWER OVERLAY.....	10
(C) HIDE/SHOW RESOURCES.....	10
(D) SINGLE/DOUBLE PAGE VIEW	10
(E) ROTATE PAGE CLOCKWISE	10
(F) GO-TO PAGE NUMBER	10
(G) ANNOTATION TOOLS	10
(H) RESOURCE LIBRARY	10
<i>Publisher's Resources.....</i>	<i>10</i>
<i>My Resources</i>	<i>10</i>
<i>Types of Resources</i>	<i>10</i>
(H) TABLE OF CONTENTS VIEW	13
(I) CLOSE EBOOK	13
(J) MINIMIZE THIS TOOLBAR	13
HOW TO ACCESS ONLINE EBOOK.....	14
HOW TO UPDATE USER DATA TO MCEDUHUB.....	15
HOW TO ADD BOOKMARK	16
HOW TO CUSTOM ZOOM.....	16
HOW TO LAUNCH A WATCH RESOURCE.....	18

<i>How to improve the camera page detection</i>	19
APPENDICES	20
MARSHALL CAVENDISH EDUCATION CAMBRIDGE WATCH LIST	20
<i>MCE Cambridge Primary Mathematics Stage 1 Student's Book Watch List</i>	20
<i>MCE Cambridge Primary Mathematics Stage 2 Student's Book Watch List</i>	21
<i>MCE Cambridge Primary Mathematics Stage 3 Student's Book Watch List</i>	22
<i>MCE Cambridge Primary Mathematics Stage 4 Student's Book Watch List</i>	23
<i>MCE Cambridge Primary Mathematics Stage 5 Student's Book Watch List</i>	24
<i>MCE Cambridge Primary Mathematics Stage 6 Student's Book Watch List</i>	25
<i>MCE Cambridge Primary Science Stage 1 Student's Book Watch List</i>	26
<i>MCE Cambridge Primary Science Stage 2 Student's Book Watch List</i>	26
<i>MCE Cambridge Primary Science Stage 3 Student's Book Watch List</i>	27
<i>MCE Cambridge Primary Science Stage 4 Student's Book Watch List</i>	27
<i>MCE Cambridge Primary Science Stage 5 Student's Book Watch List</i>	28
<i>MCE Cambridge Primary Science Stage 6 Student's Book Watch List</i>	28

Introduction

MCE Cambridge App is an innovative learning and teaching tool to empower both students and teachers. It allows students to study independently and collaborate effectively on any of the four platforms (Windows, Mac OS, Android and iOS). It also allows teachers to deliver multimedia-rich lessons in Windows and Mac platforms. MCE Cambridge App is an intuitive learning and teaching tool which is essential for schools in the 21st century.

Developed by Singapore's leading educational publisher, Marshall Cavendish Education, MCE Cambridge App aims to enhance the learning and teaching journey of students and teachers by offering them the best digital solutions.

MCE Cambridge App is able to deliver the latest edition of textbooks in digital form, with interactive learning and teaching resources, so that students can learn anytime, anywhere and teachers can have access to ready-made interactive lessons in class.

Supported Operating Systems

Microsoft Windows

- Windows 7 & Above

Note: Windows 8 (RT) is not supported.

Mac OS

- OS X 10.10 & Above

Android

- Android 7.x & Above

Note: Please be advised that technical support is only available for Android Tablets.

iOS

- iOS 9.x & Above

Note: Please be advised that technical support is only available for iPad/iPad mini.

Helpdesk

- Email: helpdesk@mceducation.com
- Or [click here to submit a support ticket](#)

MCE welcomes school partnerships from any country to help create a smoother installation journey. Please advise the Head of Department or school leaders to contact their respective Sales Managers or Distributors.

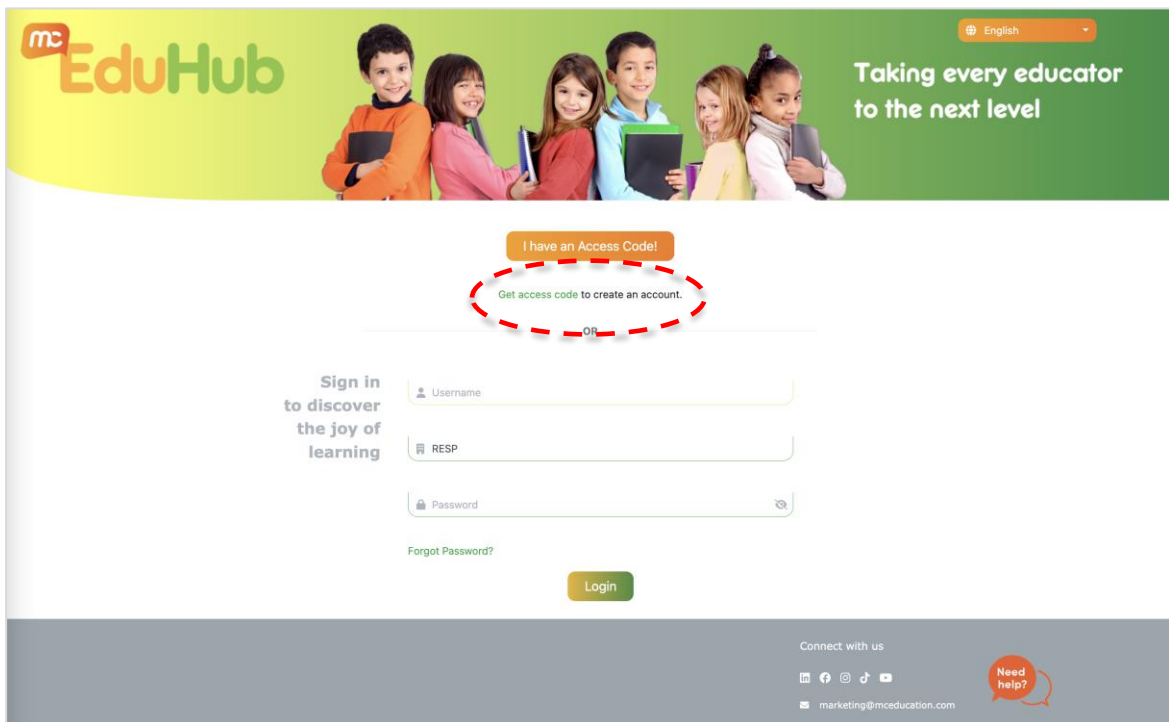
Ebook Access Instructional Guide

Step 1

Download the app from [Apple App Store](#) or [Google Play Store](#) by searching for **MCE Cambridge**. For Windows or MAC desktops/laptops, go to www.mceapps.com, look for the MCE Cambridge app and download the installer based on your operating software.

Step 2

Install the app and launch the **MCE Cambridge** app. At the School tab, log in using your existing Login ID and Password or Signup for a new account through school distributor or www.mceduhub.com “Get access code”.



The screenshot shows the MCE EduHub login interface. At the top, there is a banner with the MCE EduHub logo and a group of diverse children. The text "Taking every educator to the next level" is visible on the right. Below the banner, there is a language selector set to "English". A red dashed circle highlights the "I have an Access Code!" button and the "Get access code to create an account." link. Below this, there is a sign-in form with fields for Username, RESP, and Password. A "Login" button is at the bottom of the form. A "Forgot Password?" link is also present. At the bottom of the page, there are social media icons and a "Need help?" button.

MCE Cambridge Features

Overview



#	Description
(A)	eBook-shelf
(B)	Tap to download
(C)	Tap to update
(D)	Downloading eBook
(E)	Delete eBooks
(F)	Marker Recognition / Watch
(G)	User Profile
(H)	Logout

(A) eBook-Shelf

- Icon view of available eBooks.

(B) Tap to download

- Tap to download the eBook and its resources. (Internet connection required.)

(C) Tap to update

- Tap to update the eBook and its resources. (Internet connection is required.)

(D) Downloading eBook

- Downloading the selected eBook.

(E) Delete eBook/s

- Tap to delete the selected eBook/s. This does not delete the eBook/s from the shelf, only the content and the eBook/s' resources will be removed.

(F) Marker Recognition / Watch

- Download an eBook. Launch the Marker Recognition. This allows you to scan a page with Watch icon and launch the Watch resource.

(G) User Profile

- The User Profile page allows you to:

Change Password

- change your login password.

Back Up & Restoration

- back up the changes you have made to your eBook and to restore the changes to the same or other devices.
- For more detailed instruction, please refer to Topic: **BACK UP AND RESTORATION**.

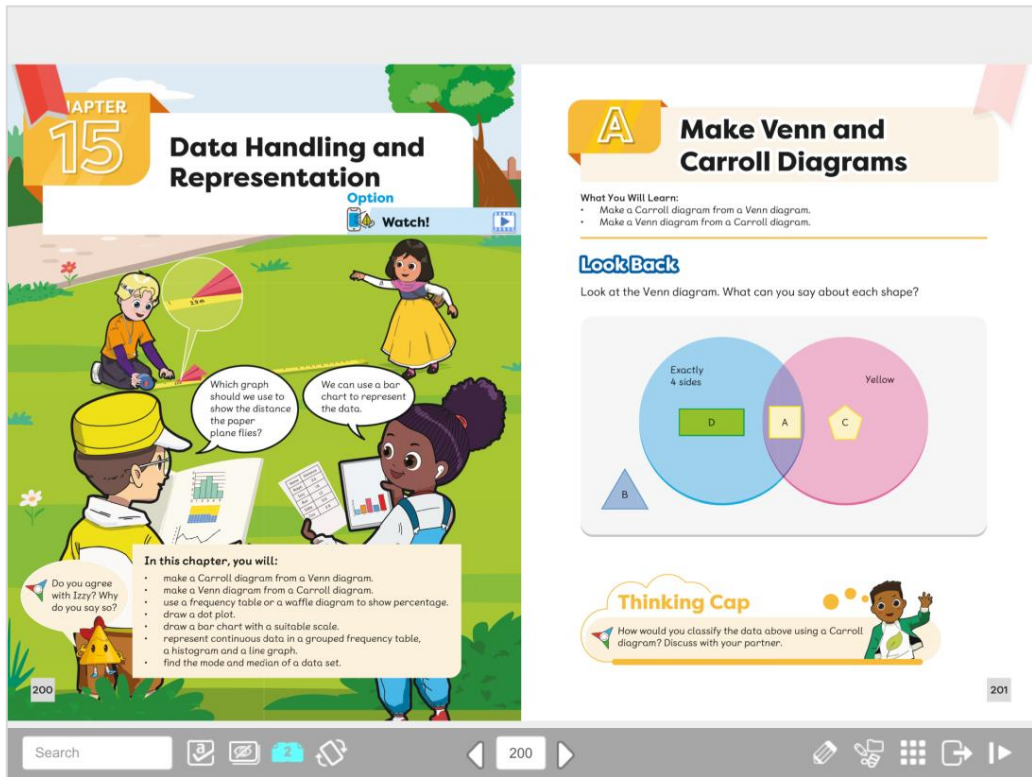
(H) Logout

- Please take note that once you log out of the MCE Cambridge App, you will need an internet connection to log in the next time you want to access the App.
- Alternatively, you can choose to close the MCE Cambridge App by clicking on the “Close” button located at the top corner of the app (Windows / Mac) or press the “Home” button of your mobile device (iOS / Android).

Note:

MCE Cambridge App *allows you to access your eBook in Online or Offline mode. To access your eBook in the offline mode, please do not LOGOUT of the MCE Cambridge App.*

Overview



- ↑
A
- ↑
- ↑
- ↑
- ↑
- ↑
- ↑
- ↑
- ↑
- ↑
- ↑

#	Description
(A)	Search box
(B)	Answer Overlay
(C)	Hide/Show Resources
(D)	Single/Double Page View
(E)	Rotate Page Clockwise
(F)	Go-to Page Number
(G)	Annotation Tools
(H)	Resource Library
(I)	Table of Contents View
(J)	Close eBook
(K)	Minimize this toolbar

(A) Search Box

- Enables users to search for specific text within the eBook. *This does not include text within Virtual Manipulatives, publisher resources or images.*

(B) Answer Overlay

- Enables the visibility of answers in the eBook. Answers are only available on Teacher's edition eBooks. Teacher may wish to conceal the answers when conducting frontal teaching with TE eBooks.

(C) Hide/Show Resources

- The resources may obscure the eBook contents. User may wish to conceal the resources.

(D) Single/Double Page View

- This switches the eBook to display a single page (best for portrait viewing) or double page (2 pages side-by-side, best for landscape viewing) on the device screen.

(E) Rotate Page Clockwise

- This rotates the page clockwise by 90 ° to display in landscape.

(F) Go-to Page Number

- This allows the user to jump to any existing page within the eBook.

(G) Annotation Tools

- This allows the user to make annotations and/or highlights on the page.

(H) Resource Library

- Enables users to access all the digital elements that are tagged in the eBook. Users also can “favourite” or “unfavourite” a resource. There are 2 different types of resources:
- The eBook may contain digital elements (**PUBLISHER'S RESOURCES**). You can also add your own resources to the eBook to enhance teaching and make learning or reading even more fun and exciting.

Publisher's Resources



















- Publisher's resources that cannot be edited, deleted or moved.

My Resources

- User's resources that can be added, edited, deleted and moved.

Types of Resources


- These are the types of resources that can be found in the eBooks.

Type of Resources	Publisher's resources	User's resources
Files		
Notes		
URL		
Video		
Image		
Audio (Podcast)		
Notes		
Interactive		NA
Learn		NA
Interactive Virtual Manipulatives		NA
Games		NA
Quiz / Test		NA
Teacher's Guide		NA
Teacher's Guide Resources		NA
Workbook		NA

- The resources will be displayed at the side of the Option bar on MCE Cambridge App.

CHAPTER 15 **Data Handling and Representation**

Option **Watch!**



In this chapter, you will:

- make a Carroll diagram from a Venn diagram.
- make a Venn diagram from a Carroll diagram.
- use a frequency table or a waffle diagram to show percentage.
- draw a dot plot.
- draw a bar chart with a suitable scale.
- represent continuous data in a grouped frequency table, a histogram and a line graph.
- find the mode and median of a data set.

200

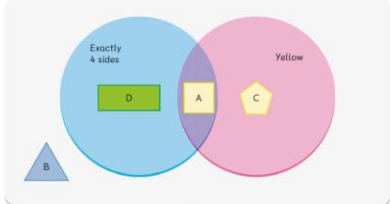
A **Make Venn and Carroll Diagrams**

What You Will Learn:

- Make a Carroll diagram from a Venn diagram.
- Make a Venn diagram from a Carroll diagram.

Look Back

Look at the Venn diagram. What can you say about each shape?



Thinking Cap

How would you classify the data above using a Carroll diagram? Discuss with your partner.

201

B **Carry out Chance Experiments**


What You Will Learn:

- Carry out a chance experiment or simulation.
- Present and describe the results of experiments or simulations.

Look Back

Caz flipped a coin 10 times and recorded the results.

If you toss a coin 10 times, how many times do you expect to get heads?




Thinking Cap

Caz used a computer programme to model flipping a coin 200 times. What results can she expect?

Let's Learn

a Raihan conducted a **chance experiment**. He spun a digital spinner 200 times.



104

He predicted the results.

Colour	Blue	Orange	Grey	Pink
Prediction	Most likely	Equally likely		Least likely

He then recorded the actual results.

Colour	Blue	Orange	Grey	Pink
Frequency	74	53	51	22

Raihan's predictions are close to the experimental results. This is because the experiment is repeated many times.

Now, try Raihan's experiment yourself. Predict the results and then spin the digital spinner. Compare the results with your predictions.

Option **Virtual Manipulatives**
Digital spinner

b Su Hui has a bag of 10 coloured balls. She picks a ball from the bag without looking. She notes the colour of the ball and puts it back. She repeats this 50 times. She records the results in a table.

Colour	Red	Blue	Yellow
Frequency	26	15	9

The results of the experiment show that she is more likely to pick a _____ ball than a _____ or a _____ ball. She is less likely to pick a _____ ball than a _____ or a _____ ball.

Most of the balls in the bag are red.

There are the least number of _____ balls.

105

(H) Table of Contents View

- Enables users to view all the pages in thumbnail and navigate to a specific page or chapter.
- The Bookmark tab allows users to view all bookmarked pages in one view. See ***HOW TO ADD BOOKMARK.***

(I) Close eBook

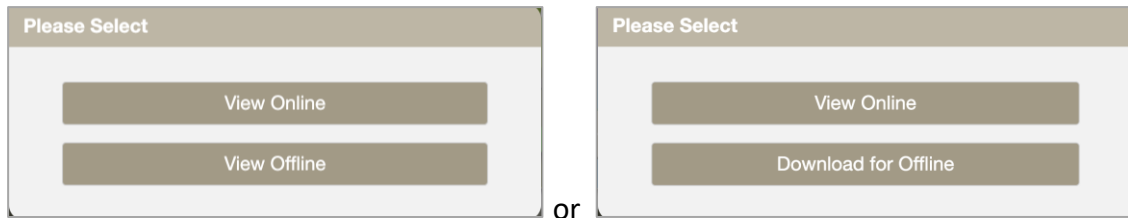
- This closes the eBook and bring users back to ebook-shelf.

(J) Minimize this toolbar

- This collapses the toolbar to the bottom-right corner of the screen. Tap or click to reveal the toolbar.

How to Access Online eBook

Step 1: Tap on any eBook that is downloaded or not downloaded. The option to 'View Online' will be displayed.



Step 2: Click 'View Online'. The online eBook will launch.

Note:

- Please ensure that there is good stable network connection while viewing online.
- All user data such as bookmarks, annotation, notes, URL, favourite resources and last viewed page will be updated to MCEduHub website (<https://www.mceduhub.com/>).

How to Update User Data to MCEduHub

Step 1: Tap on any eBook that is downloaded or not downloaded. If there is network connectivity, the eBook will fetch the following data from MCEduHub website. Otherwise, local App user data will be used.

Note:

Information on Saving and Loading of User Data

eBook Type	Network	Operation	<ul style="list-style-type: none"> Bookmark Last Viewed Page Favourite Resource in Resource Library 	<ul style="list-style-type: none"> Annotation URL Notes
Online eBook	Connected	Load	Load online data when launching eBook	Load online data when turning to a new page
Online eBook	Connected	Save	Save data online	Save data online upon completion of operation
Offline eBook	Connected	Load	Check and load the latest data when launching eBook. See Note 1.	Check and load the latest data when turning to a new page. See Note 2.
Offline eBook	Connected	Save	Save data to device and online	Save data to device and online upon completion of operation
Offline eBook	Not Connected	Load	Load local data when launching eBook	Load local data when turning to a new page
Offline eBook	Not Connected	Save	Save data into device. See Note 1.	Save data into device upon completion of operation. See Note 2.

Note 1: If the offline eBook data is newer than the online eBook data, the local data is updated online when there is a network connection.

Note 2: If the offline page data is newer than the online data, the local data is updated online when the offline page is accessed with a network connection.

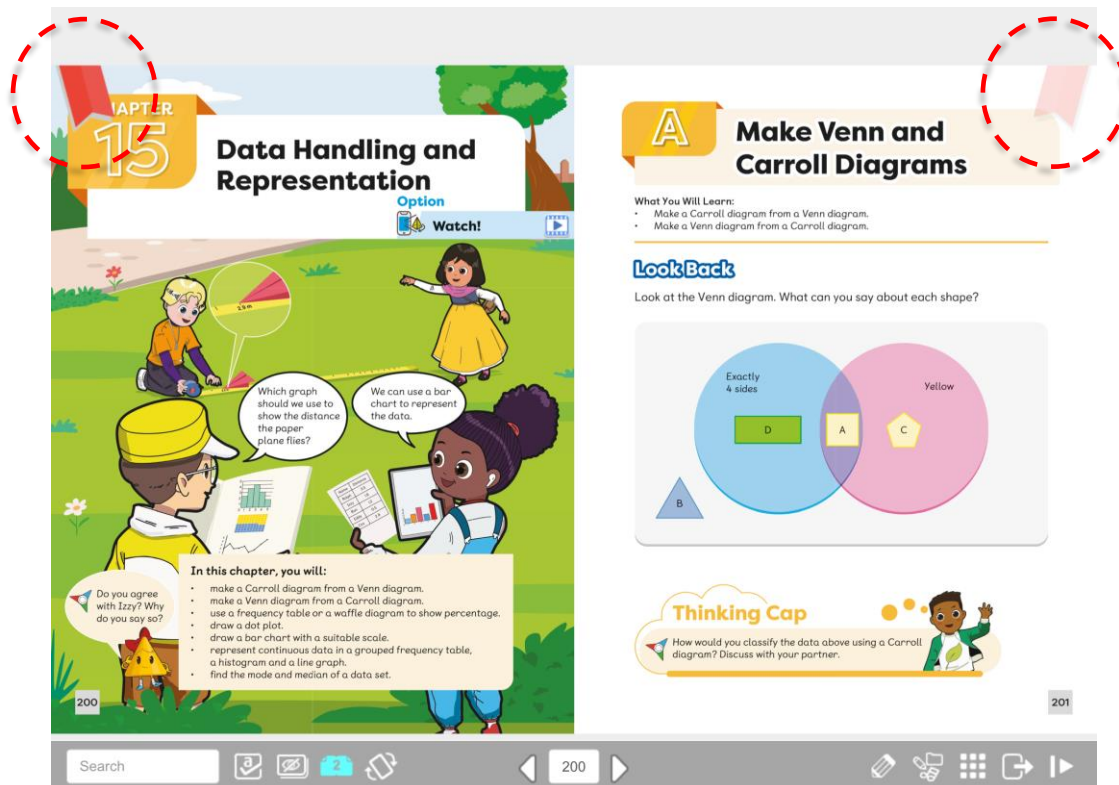
How To Add Bookmark

Step 1: There is a Bookmark on the top-left or top-right of each page in the eBook. Tap on it to bookmark the page.

Note:

Bookmark Off: Translucent Bookmark (refer to the bookmark on the right)

Bookmark On: Opaque Bookmark (refer to the bookmark on the left)

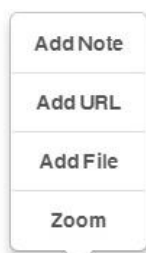


How To Custom Zoom

To perform a normal zoom, simply use pinch-to-zoom by touching two fingers on the touchscreen of your device, and move them apart to zoom in, or together to zoom out.

This Custom Zoom function enables users to zoom in on a specific area on the page in the eBook with box up effect.

Step 1: Right click / Tap & hold and then select **ZOOM**.



Step 2: Click / Tap & Drag the area you would like to zoom in.

b. Aishah has some cookies. She counts them in tens and ones.

10 20 30 31 32 33 34
ten twenty thirty thirty-one thirty-two thirty-three thirty-four

In numeral: _____ In word: _____

Let's Practise

I How many ice cream cones are there?

10

In numeral: _____
In word: _____

2 Count: _____

Eddy and Izzy have 23 balloons. Draw the number of balloons Izzy has.

Tick (✓) to show what you can do.

- I can count from 0 to 100.
- I can read numbers to 100.
- I can write numbers to 100.

Activity Book Worksheet 1A

Step 3: Click / Tap on the “X” icon on the bottom-right to return to the normal view of the page.

In numeral: _____ In word: _____ X

Let's Practise

I How many ice cream cones are there?


10

How to launch a Watch Resource

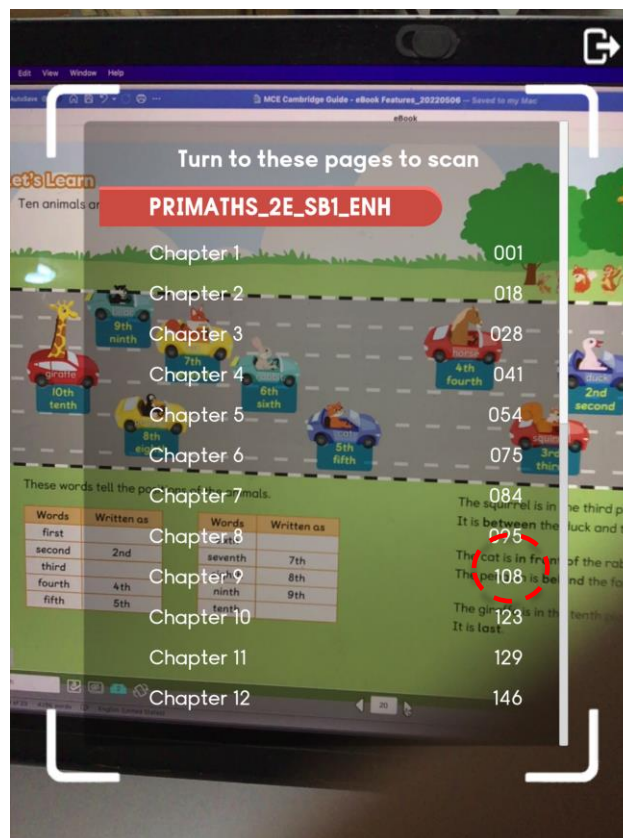
Note:

- (1) This only applies to mobile devices (Android tablets and iPad) with built-in camera.
- (2) eBook must be downloaded prior to launching the Watch activity.

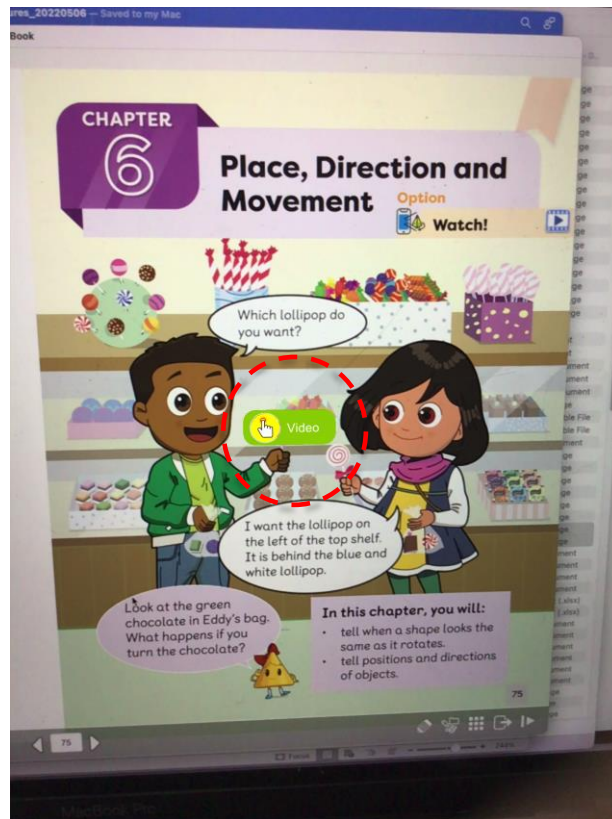
Step 1: Upon choosing an eBook, you are given the option to do *Watch* activity or to read the eBook. Choose the *Watch* option.



Step 2: Point the mobile device's camera to a page in the textbook with Watch icon. In the event that a page does not have any *Watch* activity, the TOC (Table of Content) will appear to direct you to flip to a page where there is a *Watch* activity.



Step 3: Watch activity button will be displayed on the page. Click on the button to launch the Watch activity.



How to improve the camera page detection

- Always scan a textbook page under good lighting condition.
- Slowly adjust the position of your device if there is no response from the camera.
- If you have MCE Cambridge App launched on your desktop, you may also point your mobile device at the page on a digital eBook instead.

Appendices

Marshall Cavendish Education Cambridge Watch List

MCE Cambridge Primary Mathematics Stage 1 Student's Book Watch List

Chapter Number	Book Page	Resource Type	Resource Title	Duration of video
1	1	Video	One Two Buckle My Shoe	[2.04 min]
2	18	Quiz	Quiz	NA
3	28	Interactive	Virtual Manipulative - Count On Number Within 100 Using A Number Track	NA
4	41	Interactive	Virtual Manipulative - Compare Numbers Within 20	NA
5	54	Video	2D Shapes	[1.54 min]
6	75	Video	Where am I now? The position song	[3.00 min]
7	84	Video	Doubles	[2.46 min]
8	95	Video	Addition Within 10	[1.20 min]
9	108	Video	Subtraction Within 10	[2.13 min]
10	123	Quiz	Quiz	NA
11	129	Video	Is It Heavy or Light? Measurement Song	[2.42 min]
12	146	Video	Information	[2.17 min]
13	163	Quiz	Quiz	NA
14	176	Video	Telling Time	[2.08 min]

MCE Cambridge Primary Mathematics Stage 2 Student's Book Watch List

Chapter Number	Book Page	Resource Type	Resource Title	Duration of video
1	1	Video	Numbers to 100	[2.22 min]
2	19	Interactive	Virtual Manipulative - Find The Value Of The Digits In 2-Digit Numbers	NA
3	34	Video	Money	[1.50 min]
4	42	Quiz	Quiz	NA
5	48	Interactive	Virtual Manipulative - Add Two 2-Digit Numbers Using Base-Ten Blocks	NA
5	48	Interactive	Virtual Manipulative - Subtract A 2-Digit Number Using Base-Ten Blocks	NA
6	67	Quiz	Quiz	NA
7	76	Video	2D Shapes	[1.57 min]
7	76	Video	3D Shapes	[1.56 min]
8	98	Quiz	Quiz	NA
9	107	Interactive	Virtual Manipulative - Count On Numbers Within 100 Using A Number Track	NA
10	123	Interactive	Virtual Manipulative - Share Objects Into Equal Groups	NA
11	138	Quiz	Quiz	NA
12	155	Quiz	Quiz	NA
13	167	Video	Song on 1 quarter	[3.20 min]
14	183	Interactive	Virtual Manipulative - Compare Proper Fractions Using Bar Models	NA
15	192	Interactive	Virtual Manipulative - Show Time To 5 Minutes	NA
16	207	Quiz	Quiz	NA
17	224	Video	Measuring Capacity	[3.04 min]

MCE Cambridge Primary Mathematics Stage 3 Student's Book Watch List

Chapter Number	Book Page	Resource Type	Resource Title	Duration of video
1	1	Interactive	Virtual Manipulative - Represent Numbers To 999 Using Base-Ten Blocks	NA
2	16	Video	Rounding Numbers	[3.21 min]
3	35	Interactive	Virtual Manipulative - Add Two 2-Digit Numbers Using Base-Ten Blocks	NA
3	35	Interactive	Virtual Manipulative - Subtract A 2-Digit Number Using Base-Ten Blocks	NA
4	57	Interactive	Virtual Manipulative - Show Time To The Minute	NA
5	74	Quiz	Quiz	NA
6	97	Quiz	Quiz	NA
7	106	Interactive	Virtual Manipulative - Count On Numbers Within 100 Using A Number Track	NA
8	120	Interactive	Virtual Manipulative - Measure Mass In Kilograms And Grams Using A Weighing Scale	NA
9	141	Video	What is Perimeter?	[0.54 min]
10	150	Video	Will, Won't and Might	[1.40 min]
11	159	Interactive	Virtual Manipulative - Count On Numbers Within 100 Using A Number Track	NA
12	176	Interactive	Virtual Manipulative - Divide Objects Into Equal Groups	NA
13	191	Interactive	Virtual Manipulative - Represent Halves And Quarters Using Fraction Models	NA
14	204	Interactive	Virtual Manipulative - Compare Proper Fractions Using Bar Models	NA
15	213	Interactive	Virtual Manipulative - Represent Proper Fractions Using Fraction Models	NA
16	225	Video	Categorical Data	[1.16 min]

MCE Cambridge Primary Mathematics Stage 4 Student's Book Watch List

Chapter Number	Book Page	Resource Type	Resource Title	Duration of video
1	1	PDF	Comics	NA
2	23	Video	Integers	[0.32 min]
3	37	Quiz	Quiz	NA
4	48	PDF	Comics	NA
5	66	Quiz	Quiz	NA
6	83	Quiz	Quiz	NA
7	93	Video	Perimeter Around The Area	[2.43 min]
8	111	Interactive	Virtual Manipulative - Subtract A 3-Digit Number Using Number Discs	NA
8	111	Interactive	Add Two 3-Digit Numbers Using Number Discs	NA
9	128	Interactive	Virtual Manipulative - Multiply A 2-Digit Number By A 1-Digit Number Using Base Ten Blocks	NA
9	128	Interactive	Virtual Manipulative - Divide A 2-Digit Number By A 1-Digit Number Using Number Discs	NA
10	151	Video	Lego sequences	[1.27 min]
11	161	Video	How to spot a misleading graph - Lea Gaslowitz	[1.32 min]
12	177	Video	What is Statistics	[0.28 min]
13	190	Video	Equivalent Fractions Song	[1.11 min]
14	212	Quiz	Quiz	NA
15	224	Video	Angles Song (Acute, Obtuse, & Right Angles)	[1.11 min]
16	238	Quiz	Quiz	NA
16	244	Interactive	Virtual Manipulative - Adjustable Spinner	NA

MCE Cambridge Primary Mathematics Stage 5 Student's Book Watch List

Chapter Number	Book Page	Resource Type	Resource Title	Duration of video
1	1	Video	Prime Numbers Song: Prime, Composite and Square	[2.00 min]
2	11	Quiz	Quiz	NA
3	24	Interactive	Virtual Manipulative - Find The Value of the Digits in 6-Digit Numbers	NA
4	41	Video	Clock – 1 minute	[1.00 min]
5	55	Quiz	Quiz	NA
6	72	PDF	Comics	NA
7	85	Video	New 3-D Structures Assemble with Remarkable Precision - Science Nation	[2.16 min]
8	97	Quiz	Quiz	NA
8	105	Interactive	Virtual Manipulative - Adjustable Spinner	NA
9	110	Interactive	Virtual Manipulative - Add Integers Using a Number Line	NA
10	122	Interactive	Virtual Manipulative - Multiply a 3-Digit Number by a 1-Digit Number Using Number Discs	NA
11	138	Quiz	Quiz	NA
12	147	Interactive	Virtual Manipulative - Represent a Percentage Using a Square Grid	NA
12	161	Interactive	Virtual Manipulative - Express a 1-Place Decimal or a Fraction with Denominator 10 as a Percentage Using a Square Grid	NA
13	169	Interactive	Virtual Manipulative - Find Two Proper Fractions That Make A Whole Using a Fraction Model	NA
14	191	Video	Ratios and Rates	[0.30 min]
15	200	Video	First International Paper Airplane Contest	[0.47 min]
16	234	Quiz	Quiz	NA
17	251	Interactive	Virtual Manipulative - Relative Positions of Coordinates	NA
18	266	Quiz	Quiz	NA

MCE Cambridge Primary Mathematics Stage 6 Student's Book Watch List

Chapter Number	Book Page	Resource Type	Resource Title	Duration of video
1	1	Interactive	Virtual Manipulative - Find The Value Of The Digits In 3-Place Decimals	NA
2	17	Video	Order of Operations Song	[3.01 min]
3	31	Video	Quadrilaterals Song	[1.49 min]
4	56	Interactive	Virtual Manipulative - Observe The Different Nets Of Common Solids	NA
5	69	Video	Adding & Subtracting Decimals Song	[2.27 min]
6	86	Video	Long Multiplication Song	[2.26 min]
7	109	Quiz	Quiz	NA
8	121	Quiz	Quiz	NA
8	127	Interactive	Virtual Manipulative - Adjustable Spinner	NA
8	129	Interactive	Virtual Manipulative - Adjustable Spinner	NA
9	134	Video	Simplest Form Song: Simplifying Fractions	[2.31 min]
10	151	Video	Adding & Subtracting Fractions Song: LIKE and UNLIKE Denominators	[2.30 min]
11	168	Quiz	Quiz	NA
12	177	Quiz	Quiz	NA
13	210	Interactive	Virtual Manipulative - Plot Points On A Coordinate Plane	NA
14	227	Video	Transformations Song : Translations, Rotations, Reflections, & Dilations	[1.53 min]

MCE Cambridge Primary Science Stage 1 Student's Book Watch List

Chapter Number	Book Page	Resource Type	Resource Title	Duration of video
1	5	Video	Head Shoulders Knees and Toes! Best Brain Break Song for Kids	[2.04 min]
2	29	Quiz	Quiz	NA
3	42	Video	Plant Parts: What Do Plants Need?	[0.58 min]
4	63	Quiz	Quiz	NA
5	87	Video	Sink or Float?	[3.46 min]
6	97	Video	The Loudest Bugs in the World	[1.10 min]
7	109	Quiz	Quiz	NA
8	121	Video	Fun with Magnets!	[4.11 min]
9	137	Quiz	Quiz	NA

MCE Cambridge Primary Science Stage 2 Student's Book Watch List

Chapter Number	Book Page	Resource Type	Resource Title	Duration of video
1	9	Video	Armadillos: Animals with Armor!	[2.18 min]
2	28	Video	Healthy Habits: Staying Clean	[1.34 min]
3	55	Video	Check Out the Great Barrier Reef!	[2.12 min]
4	74	Video	What Properties Do Materials Have?	[1.41 min]
5	92	Quiz	Quiz	NA
6	100	Quiz	Quiz	NA
7	113	Quiz	Quiz	NA
8	134	Quiz	Quiz	NA
9	152	Video	Environmental Problems and Solutions: the Environment	[1.23 min]
10	163	Quiz	Quiz	NA

MCE Cambridge Primary Science Stage 3 Student's Book Watch List

Chapter Number	Book Page	Resource Type	Resource Title	Duration of video
1	8	Video	Needs of Living Things: What Are Living Things?	[0.46 min]
2	26	Video	What's a Mammal?	[1.22 min]
3	42	Video	Food Chains: Producers, Consumers, and Decomposers	[1.13 min]
4	54	Video	Plant	[0.48 min]
4	66	Video	Blood and Circulation: the Body's Pump	[1.21 min]
5	74	Video	Exploring Solids, Liquids, and Gases: Liquids	[0.50 min]
6	93	Video	Things in Motion: Friction	[1.32 min]
7	112	Video	Using Light: Light in Action	[1.18 min]
8	126	Video	Magnets	[1.37 min]
9	143	Video	Our Earth – Fossils	[2.47 min]
10	155	Video	NASA Moon Phase and Libration	[1.32 min]

MCE Cambridge Primary Science Stage 4 Student's Book Watch List

Chapter Number	Book Page	Resource Type	Resource Title	Duration of video
1	9	Video	The Human Skeleton	[1.48 min]
1	14	Video	How Muscles Work	[1.22 min]
2	35	Video	Understanding Vaccines	[1.53 min]
3	50	Video	Producer	[1.25 min]
4	59	Video	Home Sweet Habitat	[1.13 min]
5	77	Video	Particle Models	[1.32 min]
6	95	Video	Energy	[0.58 min]
7	113	Video	Light in Action	[0.41 min]
8	127	Video	Circuits	[1.27 min]
9	147	Video	Rotation	[2.07 min]
10	154	Video	Build Earth from the Inside Out!	[4.52 min]

MCE Cambridge Primary Science Stage 5 Student's Book Watch List

Chapter Number	Book Page	Resource Type	Resource Title	Duration of video
1	14	Video	Life Cycle of Flowering Plants	[2.55 min]
2	28	Video	Overview of the Digestive System	[2.06 min]
3	52	Video	Living Things Change	[1.53 min]
4	59	Video	Particles of Your World	[2.37 min]
5	73	Quiz	Quiz	NA
6	90	Quiz	Quiz	NA
7	107	Video	What is Sound?	[3.38 min]
8	124	Video	Magnetic Forces and Fields	[1.13 min]
9	137	Video	The Great Aqua Adventure	[4.28 min]
10	152	Video	Environmental Problems and Solutions: Examples of Environmental Problems"	[3.34 min]
11	168	Video	Orbit	[2.53 min]

MCE Cambridge Primary Science Stage 6 Student's Book Watch List

Chapter Number	Book Page	Resource Type	Resource Title	Duration of video
1	15	Video	Blood and Circulation: the Body's Pump	[1.21 min]
2	26	Video	Human Male Reproductive System	[1.31 min]
2	27	Video	Human Female Reproductive System	[1.16 min]
3	44	Video	How Well Do You Wash Your Hands?	[1.23 min]
4	56	Video	Food Web	[4.09 min]
5	71	Video	Snow-melting future concrete: Special mix could de-ice itself with electric current	[0.34 min]
6	92	Video	Investigating Chemical Reactions: Clues to Chemical Reactions	[1.47 min]
7	98	Video	Defining Gravity	[2.29 min]
8	112	Video	Using Light: Reflection and Mirrors	[1.00 min]
9	127	Video	Electrical Circuits: Series Circuits	[1.03 min]

Chapter Number	Book Page	Resource Type	Resource Title	Duration of video
9	128	Video	Electrical Circuits: Parallel Circuits	[1.01 min]
10	144	Video	Mary Anning: Fossil Hunter	[3.54 min]
11	155	Video	Weathering and Soils: Soil	[2.52 min]
12	165	Video	Orbit	[4.02 min]
12	169	Video	Exploring Earth, Sun, and Moon: Phases of the Moon	[2.27 min]