



# FIRST STEPS

## From Phonics to Reading



Discover how you can help your child develop English language skills, and to start reading and writing, with *FIRST STEPS From Phonics to Reading*.

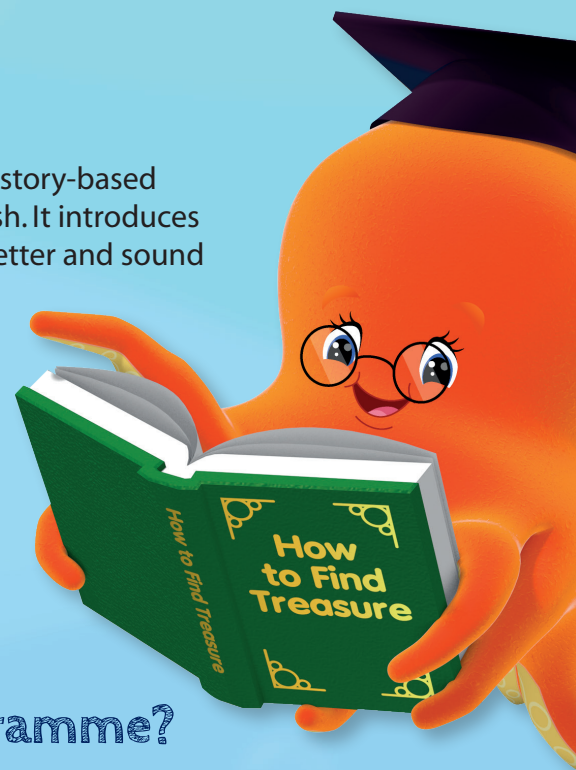
**A Unique, Story-Based, Whole Language, Phonics Programme**

# About this programme

**FIRST STEPS From Phonics to Reading** is a comprehensive, 3-level, story-based language programme designed for 4- to 7-year-old learners of English. It introduces children to the sounds (phonemes), letter names, and the common letter and sound combinations of English.


**FIRST STEPS** offers children meaningful opportunities to apply their knowledge in the context of engaging stories and stimulating language development activities. Children will learn from:

- 75 stories
  - 75 songs, chants or rhymes
  - 600 activities
  - 300+ flashcards
- } Covers all 44 English sounds + 100 common sight words

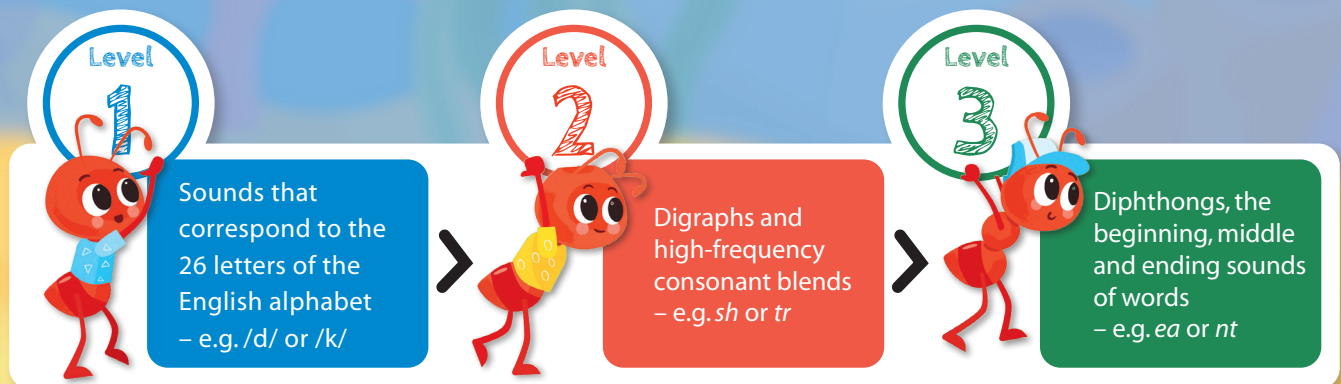


## How many levels are there to the programme?

**First Steps** is a 3-level programme for young children.



The programme may also be suitable for use with younger or older children, depending on their prior exposure to English and reading.



# What does the *FIRST STEPS* language coverage consist of?

LEVEL 1			
Book	Title	Phoneme	IPA
1	Ants are Amazing!	a	/æ/
2	A Muddy Mess	m	/m/
3	Tom's Toys	t	/t/
4	Safi and the Snake	s	/s/
5	Izzy and the Igloo	i	/ɪ/
6	Five Funny Fat Frogs	f	/f/
7	Where is Daddy?	d	/d/
8	Rita and the Rice	r	/r/
9	Otto the Octopus	o	/ɒ/
10	Gogo the Greedy Goat	g	/g/
11	Lara the Lazy Lion	l	/l/
12	Helping Hands	h	/h/
13	Umberto and the Hurricane	u	/ʌ/
14	Count the Candles	c	/k/
15	Benjamin Bennett and the Lost Shoe	b	/b/
16	Nora's Nasty Cough	n	/n/
17	Katy Goes to Kindergarten	k	/k/
18	The Vegetable Market	v	/v/
19	Eddie the Elephant	e	/e/
20	A Walk in the Woods	w	/w/
21	Grandma's Jam	j	/dʒ/
22	Penny Visits Paris	p	/p/
23	The Yoyo	y	/j/
24	Say Please, Baxter!	x	/ks/
25	Quiddles	qu	/kw/
26	Zac and Zane Play Hide and Seek	z	/z/

LEVEL 2			
Book	Title	Phoneme	IPA
1	Awesome Sharks!	sh	/ʃ/
2	Good Choice, Charlie	ch	/tʃ/
3	Thelma and the Loose Tooth	th	/θ/
4	Welcome, Whitney!	wh	/w/
5	Stan's Second Chance	st	/st/
6	Smile, Mr Smith!	sm	/sm/
7	I Spy at the Beach	sp	/sp/
8	Scarlet and the Scooter	sc	/sk/
9	Snorri in the Snow	sn	/sn/
10	Skyler Loves Skiing	sk	/sk/
11	Winter is Coming	sw	/sw/
12	Rhyming Riddles	squ	/skw/
13	Brian and Brad Make Breakfast	br	/br/
14	Cramer and the Cracker	cr	/kr/
15	Dragons Don't Dance!	dr	/dr/
16	Frank and the Fruit Lady	fr	/fr/
17	Grandad	gr	/gr/
18	Princess Prunella	pr	/pr/
19	Trapped	tr	/tr/
20	Different but the Same	bl	/bl/
21	Clip Clop Riding School	cl	/kl/
22	Flora the Flamingo	fl	/fl/
23	Glenda's New Glasses	gl	/gl/
24	Our Plastic Planet	pl	/pl/
25	Sleepy Sloths	sl	/sl/

LEVEL 3			
Book	Title	Phoneme	IPA
1	Harry and the New Baby	y	/i:/
2	The Big Fish	CVC words	
3	Keiko's New School	ll, ff, ss endings	
4	Quack!	ck	/k/
5	The Emperor and the Baby Bird	ng	/ŋ/
6	The Camping Trip	nk, nt, nd, ng & mp	
7	The Frog and the Crow	cvcc & ccvc words	
8	Let's Bake Cookies!	Short 'oo' sound	/ʊ/
9	Save Our Rainforests	ow / ou	/aʊ/
10	Noisy Boys!	oi / oy	/ɔɪ/
11	Maisy Bakes a Cake	ai / a-e	/eɪ/
12	I Scream for Ice Cream	ee / ea	/i:/
13	Hold on Tight!	igh / i-e/y	/aɪ/
14	Oh No!	oa / ow / o-e	/əʊ/
15	The Foolish Owl	Long 'oo' sound	/u:/
16	What Will I Be When I Grow Up?	Short er	/ə/
17	Wake Up, Barley Farm!	ar	/ɑ:/
18	Sports Day	ir / ur	/ɜ:/
19	A Visit to the Hospital	ear / eer	/ɪə/
20	The Haircut	air / are / ere	/eə/
21	Hawks	aw / or	/ɔ:/
22	Splish, Splash!	spl	/spl/
23	The Stray Kitten	str / scr	/str/ and /skr/
24	In the Garden	spr / thr	/spr/ and /θr/

# What is included in each of the boxed sets?

## Pack of engaging fiction and non-fiction, illustrated and photographic books that:

- introduce a sound or spelling focus within a natural and meaningful context
- are written in naturalistic language which will help young learners become effective communicators
- cover a variety of topics, themes and text types that will appeal to children worldwide
- expose children to the most frequently used English words, which make up 50% of the English language
- contain in-built Social-Emotional learning elements, which are woven naturally into the story



## Activity Book with:

- four pages of activities per story
- over 100 activities that relate directly back to the books and that will engage your child in a range of exciting, multi-sensory learning experiences
- some science-related activities to begin to develop cross-curricular concepts
- handwriting practice worksheets for additional practice with letter formation



## App for you to download, to support your child's learning, with:

- a fully animated version of every book
- a song, rhyme or chant for every book
- a digital activity for each book that links back to the topic and language of the book
- digital flashcards to model the pronunciation of each sound and keyword



# The FIRST STEPS App

**300+** 

**Digital Flashcards** to model the pronunciation of each sound and keyword




**75** 

**Lively, Animated Versions of the Printed Readers** bring the characters in each reader to life!

**75** 

**Original Songs, Chants, Rhymes** that link back to the topic and language of the stories



**75** 

**Digital Activities** to reinforce children's learning



## How do I activate and access the FIRST STEPS App?

**STEP 1**

Scan to download the **FIRST STEPS App**.



For International Users



For China Users

**STEP 2**

Click on the **Settings** icon in the left navigation bar.

Click on **Add Content**.

**STEP 3**


Enter your **access code** and **email address** to unlock the stories. Happy reading!

## How should I use the programme?

Below is a suggested approach to using the programme for parents and teachers. We recommend using both the printed books and the digital app to conduct the learning session. Both approaches are effective, and by using both, you will provide variety which helps to engage your child and keep the learning exciting!

### LEAD-IN

- Select a book from the series.
- Option: Play the *Hello!* or *Alphabet* song on the app to stimulate the child's interest. You may also play the song linked to the book you have chosen to let the child learn English through singing.



### BEFORE READING

- Invite the child to read the book title with you and to look at the picture on the front cover.
- Invite them to say what they think the book will be about. Prediction is an important pre-reading skill. Encourage the child to share any prior knowledge or experience they may have of the topic. This activates their curiosity and engagement, and helps to personalise in order to embed their learning.



### FIRST READING

- Read the book to the child or have them watch and listen to the animated version in the app.
- Focus on creating an enjoyable, uninterrupted listening experience.



## SECOND READING



- Read or listen to the book again, this time pausing periodically to talk about the stories, the words and the pictures in each book.
- Try to focus especially on words that incorporate the focus phoneme (sound) of the book, and have your child repeat these words.
- As you read, talk about what the characters might be thinking and what might happen next.
- **NOTE:** This second reading should be more interactive than the first.

## AFTER READING



- Ask questions to check your children's understanding of the story. Try to include some open-ended questions that begin with 'how' and 'why'. Avoid drilling your child and killing their enjoyment of the book.
- Use the lesson flashcards to practise the focus phoneme. Encourage your child to say each target word and its corresponding sound. Practise blending together sounds that your child has already learnt.
- Ask your child questions (found in the inside back cover of the printed books) that will encourage them to talk about the social-emotional learning (SEL) or focus of each book.
- Explore the various digital elements of the First Steps App to extend your child's learning.

## ACTIVITY TIME

- Complete the four varied and hands-on activities in the Activity Book with your child.
- At the back of the Activity Book, there are cut-outs for the hands-on activities, as well as handwriting tracks for your child to use to learn and practise the letters of the alphabet and high-frequency letter combinations.



THE COMPLETE SET OF



From Phonics to Reading

Level 1



Level 2



Level 3



FREE RESOURCES!

Visit [bit.ly/FirstStepsINTL](http://bit.ly/FirstStepsINTL) or [bit.ly/FirstStepsCN](http://bit.ly/FirstStepsCN) for free resources, learning tips and FAQs!



Marshall Cavendish Education Pte. Ltd.

Times Centre, 1 New Industrial Road, Singapore 536196

MCEducation.com

marketing@mceducation.com

All information presented is accurate at time of print.

©2020 Marshall Cavendish Education Pte. Ltd.

A member of the Times Publishing Group